

# SSA Home Study Guide for Students and Parents



We set homework for all pupils. The amount of time required increases as students progress through the school. The tasks will not always require writing: observation, learning, reading, planning and researching may be included.

Homework is set online by teachers, with access for pupils and parents, using 'Class Charts'.

## What is Class Charts?



Class Charts for students can be accessed via our website, or by our iOS and Android apps.

You can access the Class Charts website and links to the student apps at:

<https://www.classcharts.com/student/login>

Class Charts allows you and your parents/ carers to keep track of your homework.

You should have received a Student code from us, which will look similar to the example code shown below. This code is used to log into your student account, which is covered on the next page.

Logging in to Class

**ABC123**

Charts



Follow the steps below to access your student account:

1. Enter your email address and password into the fields provided.
2. Click on the Log in button.
3. Enter your date of birth if prompted and click on the OK button.

Access code \*

Your access code

Please enter the access code supplied by your teacher.

Remember me



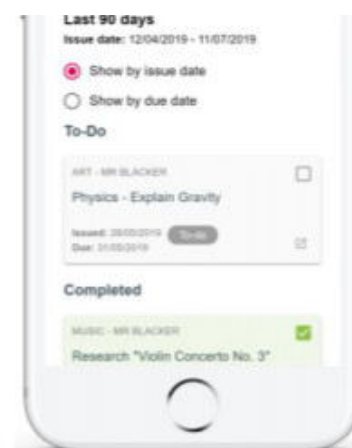
Date of birth

Please enter your date of birth below.

Date of Birth

12/06/2009

OK CANCEL



## To check homework on Class Charts

- If a subject has set you some homework, you will see the Homework tab in your account.

### Homework Details

PHYSICS - 13C/PH1 - MRS ABELL

Issue date: 17/04/2019

Due date: 24/04/2019

Estimated completion time: 3 hours


### P4 - End of module test


Please revise the following topics for the end of module test next **Wednesday**.


- Selecting this tab will display a list of the homework tasks which you have been given.
- To change the date range for displayed homework tasks, click on the orange Date button.
- To display tasks in the order they were set, click on the Issue Date button.
- To display tasks in the order they are expected to be handed in, click on the Due date button.
- To mark a homework task as completed, click on the tick box for the homework of your choice.
- To view a homework task in more detail, click on the expand icon in the bottom right hand corner of the homework tile.
- A popup will appear that contains the a description of the homework task, the estimated completion time and any links or attachments included.





contains the a description of estimated completion time that may have been

PHYSICS - MRS ABELL  
P4 - End of module test  
Due: 24/04/2019 **To-do** 

PHYSICS - MRS ABELL  
P4 - End of module test  
Due: 24/04/2019 **Completed** 

PHYSICS - MRS ABELL  
P4 - End of module test  
Due: 24/04/2019 **Late** 

PHYSICS - MRS ABELL  
P4 - End of module test  
Due: 24/04/2019 **Not submitted** 

PHYSICS - MRS ABELL  
P4 - End of module test  
Due: 24/04/2019 **Submitted** 

## Homework status categories:

**To-Do:** These are homework tasks that you need to complete. Once you have completed them, tick the checkbox.



**Submitted:** These are homework tasks that have been handed in on time. Not submitted: These are homework tasks that were not handed in on time.

**Late:** These are homework tasks that have been handed in past the deadline.

**Not submitted:** These are homework tasks that were not handed in on time.

**Completed:** These are homework tasks that you have ticked as completed but have not been marked by your teacher.

## Homework attachment submissions

- For certain homework tasks, you may be asked by your teacher to upload your work as an attachment.
- When viewing a homework task in more detail, you will see the Upload attachment button if your teacher is expecting your work to be uploaded.

### Homework Details

RECREATION - C6R/RC5 - MRS A ABELL

**Issue date:** Friday 20/03/2020

**Due date:** Friday 27/03/2020

**Estimated completion time:** 10 minutes

### Write a book review

Write a 500 word review on the book of your choice

### My attachments

 My book review.doc 

[+ UPLOAD ATTACHMENT](#)


You can upload a maximum of 5 attachments, each up to 250mb in size.

Supported file formats: .doc, .docx, .xls, .xlsx, .ppt, .pptx, .pdf, .pub, .txt, .png, .jpeg, .jpg, .gif, .rtf, .mp3, .odt, .odp, .csv

RECREATION - MRS A ABELL

**Write a book review**

Issued: Friday 20/03/2020  
Due: Friday 27/03/2020

[To-do](#) [Feedback](#) 

### My attachments

 My book review.doc  
Teacher's note: Excellent work!

[+ UPLOAD ATTACHMENT](#)

- To submit a homework attachment, click on the Upload attachment button and select the files of your choice. Successfully uploaded files will then appear above the button.
- If your teacher leaves feedback on one of your homework attachments, you will see a Feedback icon appear on the associated homework task.
- To view the feedback, click on the expand icon in the bottom right hand corner of the homework tile. Your teacher's feedback will appear directly below your homework attachment.

### **Notes for students:**

- Homework is important and we expect you to do your best. Doing it well will help you to develop the skills you will need to succeed in the future.
- Find a quiet place where you can concentrate. Switch off the TV/X Box/iPad/phone and put your headphones away.





- You need the right equipment to do the best work and it is your responsibility to get it in on time. You need to be organised.
- Always speak to your subject teacher, form tutor or head of year if you are having problems with it.
- Do not leave it until the night before. Try to do the work on the day it is set while it is still fresh in your mind.
- There is a homework timetable in the back of this booklet and on the website. This is to help you space out your homework tasks during the week and over the weekend.
- Use the Class Charts app to find out all the details of your homework, including the task set and the date it is due in.

### **Notes for Parents/ carers:**

- We really value the support of parents and carers. Monitor the online learning on Class Charts to check the details of the homework set. You will be given a login for this platform, and can view the tasks on computer or download an app on to your mobile phone. This platform will allow you to monitor your child's homework by seeing which homework has been set and when it was completed and handed in. Once it has been marked, parents will be able to see the completed homework along with feedback from the class teacher.
- Take an interest in what they are doing / reading. Talk to them about what they have to do so that they feel supported and ready to work.
- Ensure that your child has the correct stationery and equipment needed at home and there is a suitable quiet place for them to study.



- Please remind your child to bring any completed homework with them to school.
- Please encourage daily reading. See the infographic on the next page for guidance on how to encourage healthy home reading habits.
- Parents will be issued with an access code.



## **KS3 Home Study Timetable**

Below is a timetable of activities for years 7-9 that should be completed daily as part of your home study routine.

It is really important that you look after your wellbeing at this time so you can complete the activities in any order you wish throughout the day.

Make sure you take time out to give yourself regular breaks, spend time with your family and complete a wellbeing activity.

Sessions 1, 2 and 3 should last no more than 40 minutes.

Reading, PSHE and PE sessions should last between 20 and 30 minutes.



<b>Monday</b>	<b>PE</b> 	<b>Session 1 English</b> 	<b>Reading</b> 	<b>Session 2 Art and Design</b> 	<b>Session 3 Geography</b>
<b>Tuesday</b>	<b>Wellbeing activity Mental Health</b>	<b>Session 1 Maths</b> 	<b>Reading</b> 	<b>Session 2 History</b> 	<b>Session 3 Science</b> 
<b>Wednesday</b>	<b>PE</b> 	<b>Session 1 English</b> 	<b>Reading</b> 	<b>Session 2 PE / Health</b> 	<b>Session 3 Performing Arts</b> 
<b>Thursday</b>	<b>Wellbeing activity- Life Skills</b> 	<b>Session 1 Maths</b> 	<b>Reading</b> 	<b>Session 2 RE</b> 	<b>Session 3 ICT</b> 
<b>Friday</b>	<b>PE</b> 	<b>Session 1 Maths</b> 	<b>PSHE</b> 	<b>Session 2 Science</b> 	<b>Session 3 English</b> 

## KS4 Home Study Timetable

Below is a timetable of activities for years 10 and 11 that should be completed daily as part of your home study routine.

It is really important that you look after your wellbeing at this time so you can complete the activities in any order you wish throughout the day.

Make sure you take time out to give yourself regular breaks, spend time with your family and complete a wellbeing activity.















Sessions 1, 2 and 3 should last no more than 40 minutes.

Reading and PSHE sessions should last between 20 and 30 minutes.

PE / Physical Activity sessions should be between 20 and 30 minutes.

<b>Monday</b>	<b>PE</b> 	<b>Session 1 English</b> 	<b>Reading</b> 	<b>Session 2 Option 1</b> 	<b>Session 3 Option 2</b> 
<b>Tuesday</b>	<b>Wellbeing activity.</b> 	<b>Session 1 Maths</b> 	<b>Reading</b> 	<b>Session 2 Science</b> 	<b>Session 3 Option 3</b> 



	<b>Mental Health</b>				
<b>Wednesday</b>	<b>PE</b> 	<b>Session 1 English</b> 	<b>Reading</b> 	<b>Session 2 Maths</b> 	<b>Session 3 Option 1</b> 
<b>Thursday</b>	<b>Wellbeing activity. Life Skills</b> 	<b>Session 1 Science</b> 	<b>Reading</b> 	<b>Session 2 Option 2</b> 	<b>Session 3 English</b> 
<b>Friday</b>	<b>PE with Joe Wicks</b> 	<b>Session 1 Maths</b> 	<b>PSHE</b> 	<b>Session 2 Option 3</b> 	<b>Session 3</b>  <b>Catch up time. Mad Time.</b>